

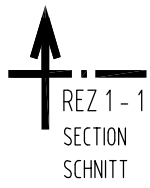
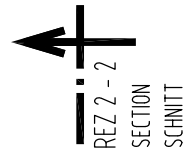
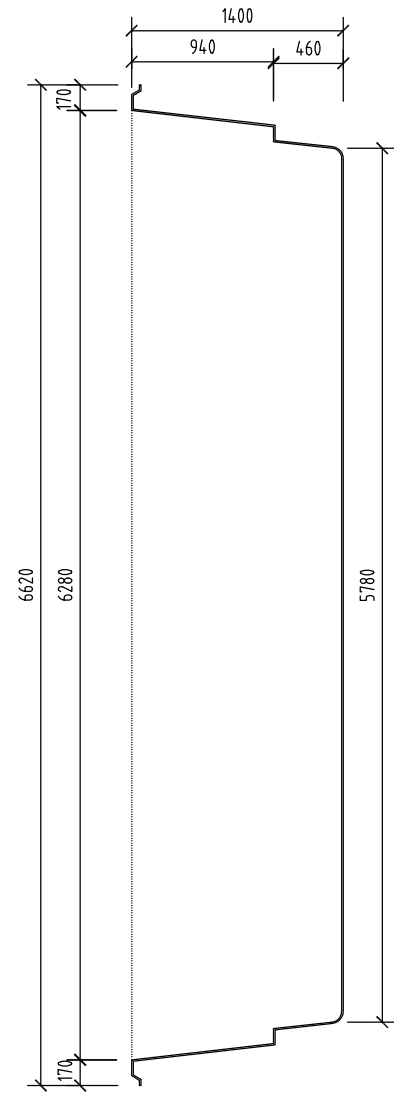


POHL'AD ZHORA M 1:50

TOP ELEVATION
OBERANSICHT

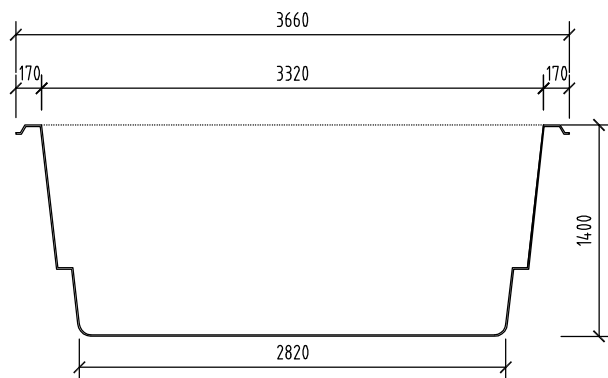


REZ 2-2 M 1:50
LONGITUDINAL SECTION
QUERSCHNITT



REZ 1-1 M 1:50

CROSS SECTION
QUERSCHNITT



POZNÁMKA / NOTE / ANMERKUNG :

HRÚBKA STENY BAZÉNA JE CCA. 10 MM
TOLERANCIA PRESNOSTI 7 - 10 MM

THICKNESS OF THE SIDEWALL OF SWIMMING POOL IS APX. 10 MM.
MEASURED WITH TOLERANCE RATE 7 - 10 MM

DIE SCHWIMMBADWAND DÜCKE IS CA. 10 MM.
DUCKENTOLERANZ IST 7 - 10 MM.

NÁZOV VÝKRESU:
DRAWING NAME:
ZEICHNUNG NAME:

BRILIANT 66
GEOMETRIA BAZÉNA
GEOMETRY OF SWIMMING POOL
SCHWIMMBAD GEOMETRIE

COMPASS
CERAMIC POOLS EUROPE

www.compasspools.eu

KRESLIL: DRAWER / ZEICHNER:	ING. PETER KALETÁ	DÁTUM: DATUM / DATUM:	04/2014
MIERKA: SCALE/MASSTABE:	1:50	FORMÁT DRAWING FORMAT / ZEICHNUNG FORMAT:	A3
VERZIA: VERSION: VERSION:	2	ČÍSLO DRAWING NUMBER: ZEICHNUNG NUMBER:	1