


POHĽAD ZHORA M 1:50

TOP ELEVATION
OBERANSICHT

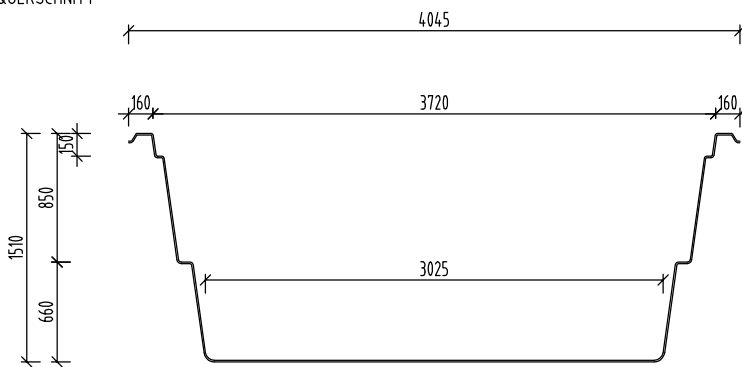
↑
REZ 1 - 1
SECTION
SCHNITT



← REZ 3 - 3 SECTION SCHNITT
← REZ 2 - 2 SECTION SCHNITT

REZ 1 - 1 M 1:50

CROSS SECTION
QUERSCHNITT



POZNÁMKA / NOTE / ANMERKUNG :

HRÚBKBA STENY BAZÉNA JE CCA. 10 MM
TOLERANCIA PRESNOSTI 7 - 10 MM


THICKNESS OF THE SIDEWALL OF SWIMMING POOL IS APX. 10 MM.
MEASURED WITH TOLERANCE RATE 7 - 10 MM

DIE SCHWIMMBADWAND DÜCKE IS CA. 10 MM.
DÜCKENTOLERANZ IST 7 - 10 MM.

↑
REZ 1 - 1
SECTION
SCHNITT

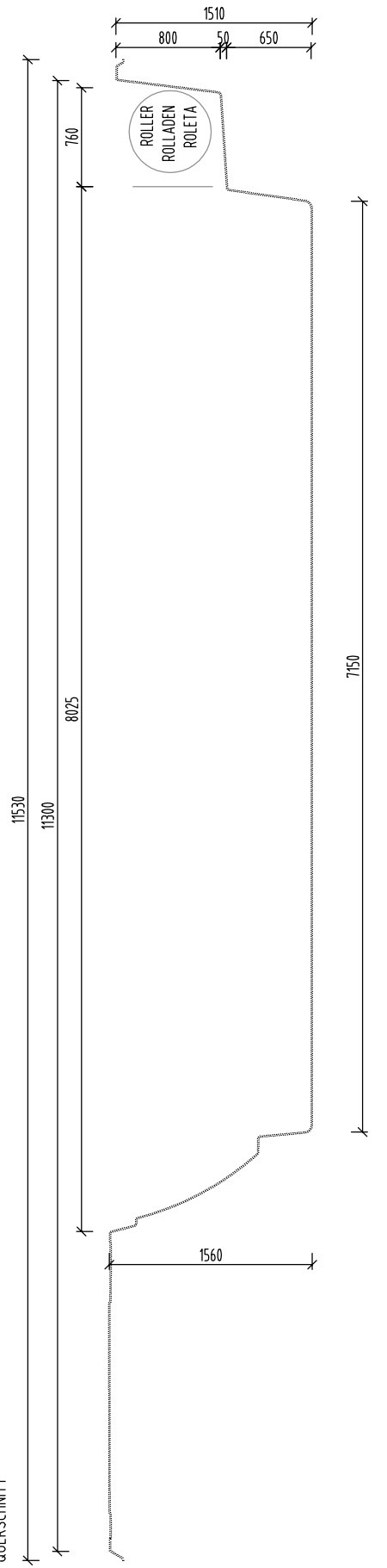
REZ 3 - 3 M 1:50

LONGITUDINAL SECTION
QUERSCHNITT



REZ 2 - 2 M 1:50

LONGITUDINAL SECTION
QUERSCHNITT



NÁZOV VÝKRESU:
DRAWING NAME:
ZEICHNUNG NAME:

YACHTPOOL 117FB GEOMETRIA BAZÉNA

GEOMETRY OF SWIMMING POOL
SCHWIMMBAD GEOMETRIE

COMPASS
CERAMIC POOLS EUROPE



www.compasspools.eu

KRESLI: DRAWER / ZEICHNER:	ING. PETER KALETA	DÁTUM: DATUM / DATUM:	04/2014
MIERKA: SCALE/MASSTABE:	1:50	FORMÁT DRAWING FORMAT / ZEICHNUNG FORMAT:	A3
VERZIA: VERSION:	2	ČÍSLO DRAWING NUMBER: ZEICHNUNG NUMBER:	1